



Investment Objective

The Cash Portfolio is a low risk multi managed money market portfolio that aims to deliver returns in excess of STeFI consistently over time while ensuring capital preservation, stability and liquidity.

The specialist investment managers selected for this portfolio may only invest in money-market instruments and cash. Money-market instruments are liquid financial instruments that basically simulate cash, but often give a higher return. The managers are given specific mandates aimed at providing an investment return above the average of money-market portfolios, while maintaining a high degree of liquidity and capital preservation. They may only be exposed to high quality institutions.

Annualised (%)

	1 Year	3 Years	5 Years	10 Years	Since Inception
Portfolio Return (Net)	4.77%	5.04%	6.18%	6.60%	6.56%
Benchmark	7.61%	5.18%	4.96%	5.29%	5.26%

Monthly Returns (Net)

	JAN	FEB	MAR	APR	MAY	JUN	JUL	AUG	SEP	OCT	NOV	DEC	YEAR
2022	0.37	0.33	0.38	0.37	0.42	0.41	0.43	0.47	0.50				3.73
2021	0.30	0.31	0.36	0.34	0.24	0.32	0.32	0.35	0.38	0.32	0.33	0.35	4.00
2020	0.61	0.54	0.61	0.56	0.48	0.43	0.37	0.38	0.34	0.32	0.31	0.32	5.40
2019	0.67	0.57	0.65	0.70	0.64	0.52	0.71	0.62	0.62	0.73	0.57	0.62	7.89
2018	0.73	0.54	0.63	0.78	0.66	0.59	0.70	0.61	0.57	0.56	0.68	0.69	8.02
2017	0.72	0.61	0.62	0.58	0.74	0.72	0.71	0.70	0.64	0.65	0.61	0.59	8.19

Inception date: 01 Oct 2011

Annualised return is the weighted average compound growth rate over the period measured.

Fund Information

Portfolio Manager:	Johan Gouws
Launch Date:	01 Oct 2011
ASISA Category:	SA Money Markets
Fund Benchmark:	CPI
Regulation 28:	Yes

Fee Structure

Total Expense Ratio (TER):	Jun 22: 0.34%
Portfolio Transaction Cost:	Jun 22: 0.03%
Total Investment Charge:	Jun 22: 0.37%

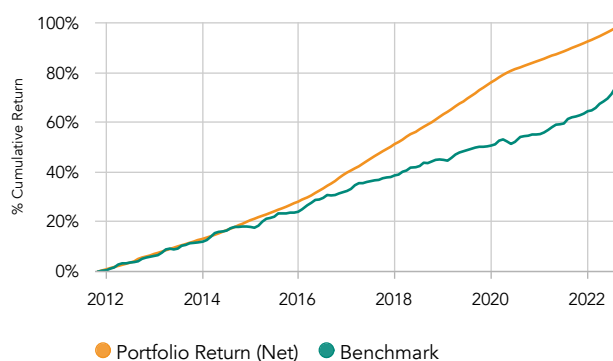
Risk Profile

Risk	Conservative		Low	Low-Mod	Mod	Mod-High	High
Term	0-3 months		1-3 years	3+ years	3-5 years	5+ years	7+ years

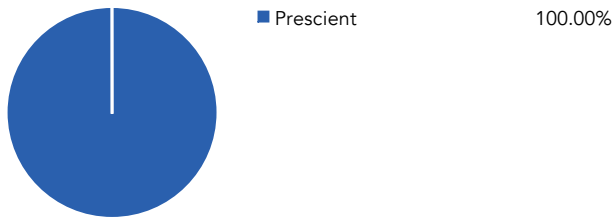
Conservative

- This portfolio has no equity exposure or in some cases up to 10% equity exposure, resulting in low risk, stable investment returns.
- Where the asset allocation contained in this MDD reflects offshore exposure, the portfolio is exposed to currency risks.
- The portfolio is exposed to default and interest rate risks.
- The portfolio is suitable for shorter term investment horizons.

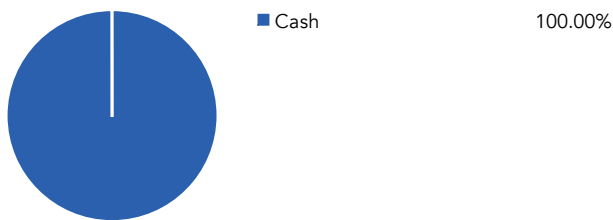
Investment Growth



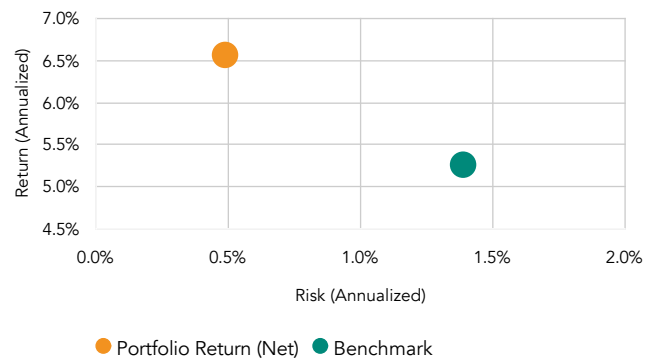
Manager Allocation



Asset Allocation



Risk-Reward



Risk Measures

	PORTFOLIO RETURN (NET)	BENCHMARK
Best Month	0.96%	1.54%
Best Year	8.86%	6.65%
Information Ratio	0.84	-
Sharpe Ratio	13.12	3.70
Standard Deviation	0.49%	1.39%

Note: All risk measures are from fund inception and are annualised.

Information & Disclosures

Fees: Fees are quoted per annum and excluding VAT. The investment manager fees are based on strategic weightings and may vary from time to time. The portfolio may include investment managers with performance fee structures. This may result in higher overall fees, but only when performance targets agreed have been exceeded. Details of performance fees paid to underlying managers over the previous calendar year will be provided to clients on request.

Disclaimer: Sasfin Wealth comprising: Sasfin Securities (Pty) Ltd, 1996/005886/07, a member of the JSE Ltd; Sasfin Asset Managers (Pty) Ltd, 2002/03307/07, an authorised financial services provider (FSP) no. 21664; Sasfin Financial Advisory Services (Pty) Ltd, 1997/010819/07, FSP No. 5711; and Sasfin Wealth Investment Platform (Pty) Limited FSP No. 45334 and their employees and agents. The information and opinions in this publication are of a general nature and do not constitute advice or represent the views of Sasfin Wealth. Sasfin Wealth takes all care to provide current and accurate information as at the date of publication but accepts no liability for errors, omissions or subsequent changes. Any references to historical data, assumptions, targets, benchmarks or examples are as indicators or illustrations only and are not fixed or guaranteed. Past investment performance is not necessarily indicative of future performance. Clients should not assume any performance or guarantees will apply unless such has been explicitly confirmed in writing. Clients should consult with their advisors and independently assess and confirm all material information before taking any action. Clients remain responsible for the investment, product and institutional risks of their decisions. Referenced investment portfolios or products may be contained within financial products or contracts issued by third party life offices, pension funds, collective investment schemes or other product providers and may be administered / managed by such providers or other third parties. Refer to applicable application forms for further detail. Note that not all products or features may be available at all times or from all Sasfin Wealth represented product providers. The contents of this publication are proprietary and may not be distributed or used without permission. Past investment returns are calculated using back tested model portfolios. Any returns, modelling or back-testing are not to be seen as a guide to or guarantee of future returns and individual client portfolio performance will differ to the fact sheet due to investment timing and minor variations in actual portfolio holdings over time. Historical data and market assumptions used in data construction are used as indicators only.