



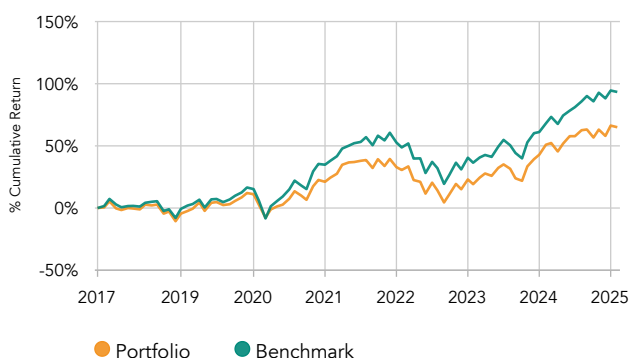
Investment Objective

The Fund aims to achieve a superior risk-adjusted total return, over a long-term investment horizon, relative to the Morgan Stanley Capital International (MSCI) All Country World Index (ACWI), in US Dollars.

Investment Approach

The Fund will predominantly invest directly in companies listed on major global equity exchanges. It may also invest in other financial and derivative instruments such as money markets and other Funds to assist with efficient money management, to manage the variability of returns, or to obtain diversification in specialist areas not covered by major equity securities.

Performance (Net of Fees)



Cumulative (%)	1 Year	3 Years	5 Years	Since Inception
Portfolio	9.34%	26.34%	60.82%	65.00%
Benchmark	15.06%	29.99%	82.53%	93.26%
Annualised (%)				
Portfolio	9.34%	8.11%	9.97%	7.15%
Benchmark	15.06%	9.14%	12.79%	9.57%

Inception date: 15 December 2017

Annualised return is the weighted average compound growth rate over the period measured.

Highest and Lowest

Calendar year performance since inception.

High	25.39%
Low	-17.49%

Monthly Returns

	JAN	FEB	MAR	APR	MAY	JUN	JUL	AUG	SEP	OCT	NOV	DEC	YEAR
2025	5.25	-0.78											4.43
2024	2.58	5.60	0.93	-4.46	4.33	3.95	0.00	3.04	0.37	-3.98	4.08	-3.13	13.42
2023	6.86	-3.09	4.45	2.65	-1.49	5.08	2.12	-2.59	-5.85	-1.61	9.52	4.34	21.02
2022	-4.73	-1.73	2.22	-8.24	-1.14	-7.84	7.89	-5.15	-8.49	6.22	7.57	-3.60	-17.49
2021	-1.22	2.73	2.57	5.64	1.41	0.22	0.73	0.43	-4.62	5.37	-3.95	4.26	13.78
2020	-0.89	-7.65	-10.14	7.27	2.53	1.28	4.67	5.58	-3.08	-3.09	10.23	4.34	9.37
2019	6.82	2.20	1.95	5.03	-6.51	6.65	0.58	-2.29	0.68	2.52	2.74	3.22	25.39

Fund Information

Portfolio Manager:	Sasfin Asset Managers
Launch Date:	15 December 2017
Fund Currency:	USD
Portfolio Value:	USD 36,132,290.55
NAV Price (Fund Inception):	100
NAV Price as at month end:	164.5
Domicile:	Luxemburg
ISIN Number:	LU1543747015
Bloomberg ticker:	SASGEBU LX
Fund Structure	UCITS
Sector:	Global Large-Cap Blend Equity
Fund Benchmark:	MSCI AC World Index
Minimum Lump Sum:	3,000 USD
Minimum Investment Amount:	USD 500
Valuation:	Daily
Valuation time:	22:30 (CET)
Transaction time:	14:00 (CET)
Dividend policy:	Accumulation

Fee Structure

Annual Service Fee:	0.50 %
Initial Fee:	-
Performance Fee:	0.0%
*Total Expense Ratio (TER):	1.51%
Performance fees incl in TER:	0%
Portfolio Transaction Cost:	0.04%
Total Investment Charge:	1.55%

All percentages include VAT

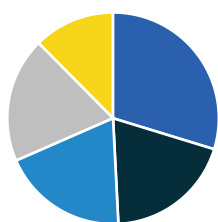
Risk Profile

Risk	Low	Low-Mod	Mod	Mod-High	High
Term	Less than 1 yr	1-3 years	3+ years	3-5+ years	5+ years

High Risk

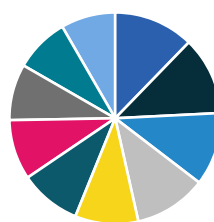
- This portfolio has a high exposure to equities and therefore tends to be more volatile than most other portfolios with lesser equity exposure.
- Expected potential long-term returns are greater for portfolios with higher equity exposure but the risk of potential capital losses is greater as well, especially over shorter periods.
- Where the asset allocation contained in this MDD reflects offshore exposure, the portfolio is exposed to currency risks.
- Based on the outlined investment risks, the portfolio is suitable for long term investment horizons.

Sector Allocation



Information Technology	25.22%
Health Care	16.51%
Consumer Discretionary	16.32%
Financials	16.24%
Communication Services	10.53%

Top Holdings



Visa Inc	6.36%
Meta Platforms, Inc.	6.20%
Amazon.com Inc	5.81%
Constellation Software Inc.	5.75%
Berkshire Hathaway Inc	5.01%
S&P Global Inc	4.87%
NVIDIA Corporation	4.77%
Apple Inc	4.46%
Stryker Corp	4.33%
Alphabet Inc.	4.33%

Information & Disclosures

Risks

Where foreign securities are included in the portfolio there may be additional risks such as potential constraints on liquidity and repatriation of funds, macroeconomic risk, political risk, foreign exchange risk, tax risk, settlement risk as well as potential limitations on the availability of market information. Certain investments - including those involving futures, options, equity swaps, and other derivatives may give rise to substantial risk and might not be suitable for all investors.

Total Expense Ratio (TER)

Please note: A higher TER ratio does not necessarily imply a poor return, nor does a low TER imply a good return. The current TER cannot be regarded as an indication of future TER's.

Transaction Costs are a necessary cost in administering the Fund and impacts Fund returns. It should not be considered in isolation as returns may be impacted by many other factors over time including market returns, the type of Fund, the investment decisions of the investment manager and the TER. The TER and Transaction Costs cannot be determined accurately because of the short life span of the Fund. Calculations are based on actual data where possible and best estimates where actual data is not available. The TER and Transaction cost calculations were based on figures for the past financial year ended 28 February 2025. Date issue 12 March 2025.

Management Company Information

Degroof Petercam Asset Services S.A.
Zone d'activité La Cloche d'Or
Rue Eugène Ruppert 12
2453 Luxembourg
Luxembourg

Administrator and Custodian

Banque Degroof Petercam Luxembourg S.A.
Zone d'activité La Cloche d'Or
Rue Eugène Ruppert 12
2453 Luxembourg

DISCLAIMER

This Fund is authorised in Luxembourg and regulated by the Commission de Surveillance du Secteur Financier (CSSF). Degroof Petercam Asset Services S.A. is authorised in Luxembourg and regulated by the Commission de Surveillance du Secteur Financier. Sasfin Asset Managers (Pty) Ltd is an authorised Financial Service Provider FSP 21664. Additional information, including the fund prospectus can be obtained from Sasfin or can be accessed on our website www.sasfin.com. Actual annual figures are available to the investor on request.

In South Africa, the Fund is approved for promotion under section 65 of the Collective Investment Schemes Control Act 2002. Collective Investment Schemes in securities are generally medium to long-term investments. The value of participatory interests may go up or down and past performance is not necessarily an indication of future performance. Sasfin does not guarantee the capital or the return of a portfolio. Collective investment schemes are traded at ruling prices and can engage in borrowing and scrip lending. A schedule of fees and charges and maximum commissions is available on request. Sasfin reserves the right to close the portfolio to new investors and reopen certain portfolios from time to time in order to manage them more efficiently. Additional information, including application forms, annual or quarterly reports can be obtained from Sasfin. The Fund valuation takes place daily and prices can be viewed on our website (www.sasfin.com). Performance figures quoted for the portfolio are from Morningstar, as at the date of this minimum disclosure document for a lump sum investment, using NAV-NAV and do not take any upfront manager's charge into account. Actual investment performance will differ based on the initial fees charge applicable, the actual investment date, the date of reinvestment and dividend withholding tax.

Although reasonable steps have been taken to ensure the validity and accuracy of the information in this document, Sasfin does not accept any responsibility for any claim, damages, loss or expense, however it arises, out of or in connection with the information in this document, whether by a client, investor or intermediary. This document should not be seen as an offer to purchase any specific product and is not to be construed as advice or guidance in any form whatsoever. Investors are encouraged to obtain independent professional investment and taxation advice before investing.

Source: MSCI. The MSCI information may only be used for your internal use, may not be reproduced or re-disseminated in any form and may not be used as a basis for or a component of any financial instruments or products or indices. None of the MSCI information is intended to constitute investment advice or a recommendation to make (or refrain from making) any kind of investment decision and may not be relied on as such. Historical data and analysis should not be taken as an indication or guarantee of any use on an "as is" basis and the user of this information assume the entire risk of any use made of this information. MSCI, each of its affiliates and each other person involved in or related to compiling, computing or creating and MSCI information (collectively, the "MSCI Parties") expressly disclaims all warranties (including, without limitation, any warranties of originality, accuracy, completeness, timeliness, non-infringement, merchantability and fitness for a particular purpose) with respect to this information. Without limiting any of the foregoing, in no event shall any MSCI Party have any liability for any direct, indirect, special, incidental, punitive, consequential (including, without limitation, lost profits) or any other damages. (www.msci.com)